



MELTY MONTEREY JACK BURGERS

with Onion Jam, Garlic Mayo & Crispy Potato Wedges

INGREDIENTS

2 PERSON | 4 PERSON



5 tsp | 10 tsp
Balsamic Vinegar



12 oz | 24 oz
Potatoes*



10 oz | 20 oz
Ground Beef**



2 TBSP | 4 TBSP
Mayonnaise
Contains: Eggs



1 | 2
Ketchup



1 TBSP | 1 TBSP
Fry Seasoning



½ Cup | 1 Cup
Monterey Jack
Cheese
Contains: Milk



2 | 4
Potato Buns
Contains: Soy, Wheat



1 | 1
Onion



1 Clove | 1 Clove
Garlic



ANY ISSUES WITH YOUR ORDER?
WE'D BE SIMMERING LIKE STEW OVER
THERE TOO. SCAN HERE TO GET HELP!

*The ingredient you received may be a different color.

**In our ongoing effort toward sustainability, we're working on reducing plastic in your order! You may have received 4 servings of protein in one package—rest assured it contains the correct amount.



HelloCustom

2 PERSON | 4 PERSON

If you chose to modify your meal, follow the HelloCustom instructions on the flip side of this card.



4 oz | 8 oz
Bacon

Calories: 1270



PREP: 10 MIN | COOK: 35 MIN | CALORIES: 1010



HELLO


ONION JAM

Onion slow-cooked with balsamic vinegar and sugar until caramelized and sweet.

MELT WITH YOU

If your pan doesn't have a lid, use aluminum foil to cover it in Step 5. This helps the cheese get nice and melty without overcooking the burgers.

BUST OUT

- Baking sheet
- 2 Small bowls
- Large pan
- Paper towels 
- Kosher salt
- Black pepper
- Cooking oil (1 TBSP | 1 TBSP)
- Sugar (1 tsp | 2 tsp)

MORE IS MORE

If you upgraded your meal to double your protein or veggies and/or ordered 6 servings, you may need to cook in batches or larger cooking vessels. Remember: Larger batches may = longer cook times, so follow the visual and temperature cues. (For 6-person meals, triple the amounts in the 2-person recipe.)

For HelloCustom nutritional information, please refer to HelloFresh.com.

GET SOCIAL

Share your **#HelloFreshPics** with us **@HelloFresh**

(646) 846-3663 | [HelloFresh.com](https://www.hellofresh.com)




1 PREP

- Adjust rack to top position and preheat oven to 425 degrees. **Wash and dry produce.**
- Cut **potatoes** into ½-inch-thick wedges. Halve, peel, and thinly slice **onion**. Peel and mince or grate **half the garlic** (all for 4 servings).



2 ROAST POTATOES

- Toss **potatoes** on a baking sheet with a **drizzle of oil, half the Fry Seasoning (all for 4 servings), salt, and pepper.**
- Roast on top rack until browned and crispy, 20-25 minutes.

-  While potatoes roast, heat a large dry pan over medium-high heat. Add **bacon***; cook, turning occasionally and adjusting heat if browning too quickly, until crispy, 6-10 minutes. Turn off heat; transfer bacon to a paper-towel-lined plate. Once bacon is cool enough to handle, roughly chop. Wipe out pan.



4 MAKE GARLIC MAYO

- In a second small bowl, combine **mayonnaise** with a **pinch of garlic** (taste and add more from there if desired). Season with **salt and pepper.**



5 COOK PATTIES

- Form **beef*** into two patties (**four patties for 4 servings**), each slightly wider than a burger bun. Season all over with **salt and pepper.**
- Heat a **drizzle of oil** in pan used for onion over medium-high heat. Add **patties**; cook to desired doneness, 3-5 minutes per side.
- In the last 1-2 minutes of cooking, top each patty with **Monterey Jack**; cover pan to melt cheese.




3 MAKE ONION JAM

- Meanwhile, heat a **drizzle of oil** in a large pan over medium heat. Add **onion**; cook, stirring occasionally, until browned and softened, 8-10 minutes. **TIP: If onion begins to brown too quickly, add a splash of water.**
- Stir in **vinegar** and **1 tsp sugar** (2 tsp for 4 servings). Continue cooking until onion is caramelized and jammy, 2-3 minutes more. Season with **salt and pepper.**
- Turn off heat; transfer to a small bowl. Wash out pan.

-  Use pan used for bacon here.



6 FINISH & SERVE

- Halve **buns** and toast until golden.
- Spread bottom buns with **ketchup**. Spread top buns with **garlic mayo** to taste. Fill with **patties** and as much **onion jam** as you like. Serve with **potato wedges** on the side.
-  Top **patties** with **chopped bacon** along with **onion jam.**

*Ground Beef is fully cooked when internal temperature reaches 160°.

 *Bacon is fully cooked when internal temperature reaches 145°.