



ONE-PAN BLACK BEAN & PEPPER QUESADILLAS

with Lime Crema

INGREDIENTS

2 PERSON | 4 PERSON



1 | 2
Lime



1 | 2
Long Green Pepper



1 | 2
Black Beans



3 TBSP | 6 TBSP
Sour Cream
Contains: Milk



1 | 2
Tex-Mex Paste



2 | 4
Flour Tortillas
Contains: Soy, Wheat



1 Cup | 2 Cups
Mexican Cheese Blend
Contains: Milk



¼ Cup | ½ Cup
Monterey Jack Cheese
Contains: Milk



1 tsp | 2 tsp
Hot Sauce



ANY ISSUES WITH YOUR ORDER?
WE'D BE SIMMERING LIKE STEW OVER
THERE TOO. SCAN HERE TO GET HELP!



*In our ongoing effort toward sustainability, we're working on reducing plastic in your order! You may have received 4 servings of protein in one package—rest assured it contains the correct amount.



HelloCustom

If you chose to modify your meal, follow the HelloCustom instructions on the flip side of this card.



10 oz | 20 oz
Ground Beef**
Calories: 1310



10 oz | 20 oz
Ground Turkey
Calories: 1170



PREP: 5 MIN | COOK: 15 MIN | CALORIES: 930



HELLO



HALL OF FAME

Meet one of our all-star recipes: a tried-and-true favorite chosen by home cooks like you!

FLIP OUT

Once the first side of your quesadilla is golden, shove your spatula underneath and secure the top with your hand. Then flip!

BUST OUT

- Strainer
- Large pan
- Small bowl
- Medium bowl
- Kosher salt
- Black pepper
- Cooking oil (1 tsp | 1 tsp)  
- Butter (2 TBSP | 3 TBSP)
Contains: Milk

GET SOCIAL


Share your #HelloFreshPics with us @HelloFresh

(646) 846-3663
HelloFresh.com



1 PREP & MAKE CREMA

- Wash and dry produce.
- Quarter **lime**. Core, deseed, and dice **green pepper**. Drain and rinse **beans**.
- In a small bowl, combine **sour cream** with a **big squeeze of lime juice** to taste. Stir in **water** 1 tsp at a time until mixture reaches a drizzling consistency. Season with **salt** and **pepper**.

-  Heat a **drizzle of oil** in a large pan over medium-high heat. Add **beef*** or **turkey***; season with **salt** and **pepper**. Cook, breaking up meat into pieces, until browned and cooked through, 4-6 minutes. Turn off heat; transfer to a medium bowl. Wipe out pan.




3 ASSEMBLE QUESADILLAS

- Place **tortillas** on a clean work surface; evenly top one half of each tortilla with **Mexican cheese blend**. Top with **filling**, then sprinkle with **Monterey Jack**. Fold tortillas in half to create **quesadillas**.



2 MAKE FILLING

- Melt **1 TBSP butter** in a large pan over medium-high heat. Add **green pepper** and cook, stirring occasionally, until softened, 3-4 minutes.
 - Add **beans** and **Tex-Mex paste**; season with **salt** and **pepper**. Cook until beans are warmed through, 2-3 minutes.
 - Turn off heat. Transfer to a medium bowl. Wash out pan.
-  Use pan used for beef or turkey here. Once **green pepper** and **beans** are done, transfer to bowl with **beef** or **turkey** and stir to combine.



4 FINISH & SERVE

- Melt **1 TBSP butter** in pan used for filling over medium-high heat. (For 4 servings, you may need to work in batches, using 1 TBSP butter for each batch.) Add **quesadillas**; cook until tortillas are golden brown and cheese melts, 2-4 minutes per side.
- Cut quesadillas into thirds and divide between plates. Drizzle with **lime crema** and **hot sauce** to taste. Serve.

 *Ground Beef is fully cooked when internal temperature reaches 160°.

 *Ground Turkey is fully cooked when internal temperature reaches 165°.