



# MUSHROOM & CHIVE RISOTTO

with Garlic Herb Butter

## INGREDIENTS

2 PERSON | 4 PERSON



2 | 4  
Veggie Stock Concentrates



4 oz | 8 oz  
Button Mushrooms



1 | 2  
Onion



1 Clove | 2 Cloves  
Garlic



3/4 Cup | 1 1/2 Cups  
Arborio Rice



4 oz | 8 oz  
Grape Tomatoes



1/4 oz | 1/2 oz  
Chives



2 TBSP | 4 TBSP  
Garlic Herb Butter  
Contains: Milk



3 TBSP | 6 TBSP  
Parmesan Cheese  
Contains: Milk



1 tsp | 1 tsp  
Chili Flakes



ANY ISSUES WITH YOUR ORDER?  
WE'D BE SIMMERING LIKE STEW OVER  
THERE TOO. SCAN HERE TO GET HELP!



## HelloCustom

If you chose to modify your meal, follow the HelloCustom instructions on the flip side of this card.



10 oz | 20 oz  
Shrimp  
Contains: Shellfish

Calories: 710



10 oz | 20 oz  
Chopped Chicken Breast

Calories: 760



PREP: 10 MIN | COOK: 50 MIN | CALORIES: 570





HELLO





### ARBORIO RICE

Extra-starchy arborio makes risotto luscious and creamy.

### STIR IT UP

Risotto needs a little TLC to become creamy and tender. Don't forget to stir and add warm stock while it simmers.

### BUST OUT

- Medium pot • Paper towels  
- Large pan
- Kosher salt
- Black pepper
- Olive oil (2 tsp | 2 tsp)
- Cooking oil (1 tsp | 1 tsp)  
- Butter (½ TBSP | 1 TBSP)  
Contains: Milk

### GET SOCIAL


Share your #HelloFreshPics with us @HelloFresh

(646) 846-3663  
HelloFresh.com



### 1 SIMMER STOCK & START PREP

- In a medium pot, combine **4 cups water (7 cups for 4 servings)** and **stock concentrates**. Bring to a boil, then reduce to a low simmer.
- **Wash and dry produce.**
- Trim and thinly slice **mushrooms (skip if your mushrooms are pre-sliced!)**. Halve, peel, and dice **onion**. Peel and mince or grate **garlic**.

-  Rinse **shrimp\*** under cold water. Pat shrimp or **chicken\*** dry with paper towels and season with **salt** and **pepper**. Heat a **drizzle of oil** in a large pan over medium-high heat. Add shrimp or chicken; cook, stirring occasionally, until cooked through, 3-5 minutes for shrimp or 4-6 minutes for chicken. Turn off heat; transfer to a plate. Wipe out pan.





### 4 COOK RISOTTO & FINISH PREP

- Add **½ cup stock** to pan with **rice mixture**; stir until liquid has mostly absorbed. Repeat with remaining stock—adding ½ cup at a time and stirring until liquid has mostly absorbed—until rice is al dente and risotto is creamy, 25-30 minutes. Season generously with **salt** and **pepper**. **TIP: Depending on the size of your pan, you may need a little more or a little less liquid for the risotto.**
- Meanwhile, halve **tomatoes**. Mince **chives**.



### 2 COOK MUSHROOMS

- Heat a **drizzle of olive oil** in a large pan over medium-high heat. Add **mushrooms**; cook, stirring occasionally, until browned and slightly crispy, 5-7 minutes. Season with **salt** and **pepper**.
- Turn off heat; transfer to a plate. Wipe out pan.

-  Use pan used for shrimp or chicken here.
- 



### 3 START RISOTTO

- Heat a **drizzle of olive oil** in same pan over medium heat. Add **onion**; cook, stirring, until slightly softened and lightly browned, 2-3 minutes.
- Add **garlic, rice,** and **½ TBSP plain butter (1 TBSP for 4 servings)**. Cook, stirring, until garlic is fragrant and rice is translucent, 1-2 minutes. Season with **salt** and **pepper**.



### 5 FINISH RISOTTO


- Once **risotto** is done, stir in **mushrooms, tomatoes, garlic herb butter, half the Parmesan,** and **half the chives (save remaining Parmesan and chives for serving)**. Cook until tomatoes are softened, 2-3 minutes. **TIP: If risotto is too thick, stir in another splash of water or stock.**
- Turn off heat. Stir in a **pinch of chili flakes** if desired.


-  Stir in **shrimp** or **chicken** along with **mushrooms**.
- 



### 6 SERVE

- Divide **risotto** between bowls. Top with **remaining chives** and **remaining Parmesan**. Sprinkle with a **pinch of chili flakes** to taste. Serve.

 \*Shrimp are fully cooked when internal temperature reaches 145°.

 \*Chicken is fully cooked when internal temperature reaches 165°.