



CREAMY LEMON SPINACH RICOTTA RAVIOLI

with Bell Pepper & Parmesan

INGREDIENTS

2 PERSON | 4 PERSON



1 | 2
Bell Pepper*



1 Clove | 2 Cloves
Garlic



1 | 1
Lemon



9 oz | 18 oz
Spinach and Ricotta Ravioli
Contains: Eggs, Milk, Wheat



1 | 2
Veggie Stock Concentrate



2 TBSP | 4 TBSP
Cream Cheese
Contains: Milk



1½ TBSP | 3 TBSP
Sour Cream
Contains: Milk



3 TBSP | 6 TBSP
Parmesan Cheese
Contains: Milk



ANY ISSUES WITH YOUR ORDER?
WE'D BE SIMMERING LIKE STEW OVER
THERE TOO. SCAN HERE TO GET HELP!

*The ingredient you received may be a different color.



HelloCustom

If you chose to modify your meal, follow the HelloCustom instructions on the flip side of this card.



10 oz | 20 oz
Shrimp
Contains: Shellfish

Calories: 700



10 oz | 20 oz
Chopped Chicken Breast

Calories: 750



PREP: 10 MIN | COOK: 40 MIN | CALORIES: 550



HELLO





HALL OF FAME

Meet one of our all-star recipes: a tried-and-true favorite chosen by home cooks like you!

BOB'S YOUR UNCLE

The easiest way to tell when ravioli are done is to watch them float to the top. Once they're bobbing, they're ready to drain.


BUST OUT


- Large pot
- Zester
- Baking sheet
- Strainer
- Large pan
- Whisk
- Paper towels  
- Kosher salt
- Black pepper
- Olive oil (1 tsp | 1 tsp)
- Cooking oil (1 tsp | 1 tsp) (1 tsp | 1 tsp)  
- Butter (1 TBSP | 2 TBSP)
Contains: Milk


GET SOCIAL

Share your #HelloFreshPics with us @HelloFresh

(646) 846-3663
HelloFresh.com

 *Shrimp are fully cooked when internal temperature reaches 145°.

 *Chicken is fully cooked when internal temperature reaches 165°.





1 PREP

- Adjust rack to middle position and preheat oven to 400 degrees. Bring a large pot of **salted water** to a boil. **Wash and dry produce.**
- Halve **bell pepper**; remove stem and seeds. Peel and thinly slice **garlic**. Zest and quarter **lemon**.



4 COOK GARLIC

- Heat a **drizzle of oil** in a large pan over medium heat. Add **garlic** and cook, stirring, until softened, 2-3 minutes.

-  Use pan used for shrimp or
-  chicken here.



2 ROAST BELL PEPPER

- Place **bell pepper** on a baking sheet. Drizzle with **olive oil** and season with **salt** and **pepper**. Arrange cut sides down.
- Roast on middle rack until softened and lightly charred, 20-25 minutes.
- Let bell pepper cool slightly, then transfer to a cutting board and thinly slice into strips.




5 MAKE SAUCE

- Add **stock concentrate**, **cream cheese**, **sour cream**, **half the Parmesan** (**save the rest for serving**), **¼ cup reserved pasta cooking water** (½ cup for 4 servings), and **1 TBSP butter** (2 TBSP for 4) to pan with **garlic**.
- Whisk until combined and creamy, then stir in sliced **bell pepper**.
- Add a **squeeze of lemon juice** to taste. Season generously with **salt** and **pepper**.





3 COOK PASTA

- When bell pepper is almost done roasting, gently add **ravioli** to pot of boiling water. Reduce to a simmer and cook, stirring occasionally, until al dente and floating to the top, 4-5 minutes.
- Reserve **½ cup pasta cooking water** (1 cup for 4 servings), then drain.

-  Rinse **shrimp*** under cold water. Pat shrimp or **chicken*** dry with paper towels. Season with **salt** and **pepper**. Heat a **drizzle of oil** in a large pan over medium-high heat. Add shrimp or chicken; cook, stirring occasionally, until cooked through, 4-6 minutes. Turn off heat; transfer to a plate. Wipe out pan.



6 FINISH & SERVE

- Add drained **ravioli** to pan with **sauce**; gently toss until thoroughly coated. **TIP: If necessary, stir in more pasta cooking water a splash at a time until ravioli are coated in a creamy sauce.**
- Divide between plates and top with **remaining Parmesan** and **lemon zest** to taste. Serve with any **remaining lemon wedges** on the side.
-  Add **shrimp** or **chicken** along with
-  **ravioli** to pan with **sauce**.